

# HSELIFE



HEALTH, SAFETY AND  
ENVIRONMENT NEWSLETTER  
for the Oil and Gas industry

## NEWSLETTER

# SHOW YOUR COMPETENCE

Knowing all about hazards and risks is most important.  
By using the HSElife tools you can show that **you are competent!**

*New and updated materials!*

Just published:

## MERCURY & CHROMIUM-VI

In this edition

1. MERCURY UPDATE
2. NEW ARRIVAL: CHROMIUM-VI
3. REFRESHED HSE ITEMS - HOW CAN I USE THEM?
4. SHOW YOUR COMPETENCE
5. HSELIFE LARS 2.0 HELPDESK



HSElife NL's Workgroup is proud to present the latest update of one of many HSE items from its collection: **MERCURY!**



# MERCURY UPDATE\*

**Updated Mercury information is ready for use.** The updated version of this item is the result of successful cooperation between various members of the **HSElife NL Workgroup**, initiated by **NAM** and **TAQA** and supported by **The WAT Group** and Mercury expert **Charles Odekerken**.

Mercury is a natural element that can occur in gas-containing formations. It can be found as metallic Mercury in all production facilities. It may also occur in the sludge from, for example, skimmer tanks. The presence of Mercury vapour can be detected with the use of Mercury Vapour Meter.

**Mercury is harmful to health and the environment and therefore maximum caution and care is called for!**

\* For the total information package about Mercury visit [hselifenl.com](https://hselifenl.com)

# New arrival: CHROMIUM-VI\*

Do you know what are the hazards of Chromium-VI?  
How to protect yourself and which precautionary measures to take?

**We got it covered for you!**

Chromium VI can be present at production sites in the form of chromates in coating and paint. But it can also occur in primers. In addition, Chromium VI can be released during the welding of stainless steel; it is then present in the welding fume. Finally, it can occur in gas turbines in places where galvanised chromium pastes have been applied and where a yellow Chromium VI containing deposit is created by heating.

\* For the total information package about Chromium-VI visit [hselifenl.com](https://hselifenl.com)

**Be careful and alert and STOP WORK if you don't trust something!**



# Refreshed HSE items



# HOW CAN I USE THEM?


*HSElife NL is constantly busy to optimize its materials. This means updating information and the way information is used.*

The most recent changes are new self-printable A6 brochure and A4/A3 poster, onscreen presentation with speaker-notes and effective easy-to-use video.

## POSTER

### RAISE AWARENESS

Print the poster in any format that you want



## ONSCREEN PRESENTATION

Including **SPEAKER NOTES**:

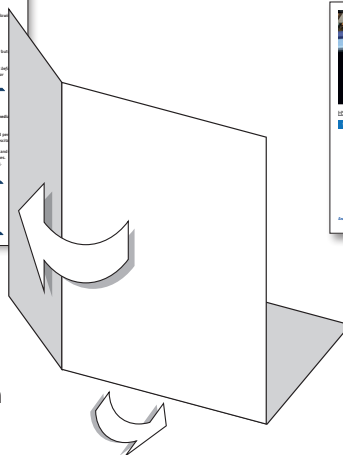
Very handy to use so you don't overlook anything!



## BROCHURE

**PRINT IT, FOLD IT, USE IT!**

Print it on any A4 printer, fold it with the use of clear instruction and use it directly on-the-spot!



## VIDEO

**NO TIME FOR A PRESENTATION?**

Just click on play and watch the video to inform yourself or your team members about any subject.

**DON'T FORGET!** Test your knowledge on any HSE item by completing the Questionnaire and the result will be recorded in HSElife LARS 2.0!

# SHOW YOUR COMPETENCE

HSElife LARS 2.0



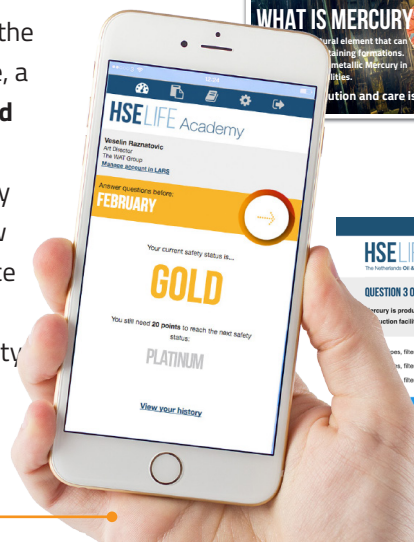
We all agree that people are most important for managing risk. They are the last barrier on site and their actions and behaviour matter. **Therefore, it is of utmost importance to have competent people working on your site.**

HSElife NL, unlike any other system, provides the complete circle of **Competence Assurance**. Short and essential HSE information in the form of a brochure, poster, onscreen presentation (incl. speaker notes), video with it's accompanying questionnaire, interactive training modules, out-of-the-box HSE campaigns and many more tools are allowing your staff and the Contractors to be on the same page when it comes to knowledge and behavior on the site. The **HSElife Academy**, on the other hand, keeps the skills and expertise on the highest level.

## TRUST BUT VERIFY!

After reading our HSE information, watching the video and completing the short questionnaire, a signal will be sent to the **HSElife Learning and Registration System (LARS)** and the updated status will be available for verification. Also by scanning the QR code in the training overview it's possible to instantly verify the competence of the staff and Contractor personnel. If they participate in the HSElife Academy, their Safety Rank is displayed as well.

video



HSElife Academy

questionnaire

## HSELIFE HELPDESK

Need assistance in using LARS or want to implement this registration system in your organization in the right way? Let us know by sending an email to [janine@thewatgroup.com](mailto:janine@thewatgroup.com)



**HSELIFE NL** 

Energy Industry standards for professionals on the shop floor

[hselifenl.com](http://hselifenl.com)